

RIZZ Wall fixture

Designer: Ramon Valls

05-1819-27-27U V0

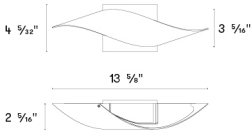


Finish
Patine
Tinted
NA

Material
Aluminium
Methacrylate



TECHNICAL CHARACTERISTICS



Light source

Light source: LED
Output (W): 6W
Color temperature: LED warm-white
3000K
CRI: 80
Real Lumen: 2669
Qty Leds: 6
Lm/Real W: 445
Life Time: 50.000h L80B20
Bin / Grup: 7C1/7B4
UGR: 13.3

GEAR

Gear included: Yes, electronic

Luminaire

Warranty: 5 Years

Logistics

EAN Code: 8435381436988
Net Weight (Lb): 0.8
Weight in Kg (packaged): 0.733
Packing: 410 x 120 x 115
Masterbox: 6

The photograph may not match the reference exactly. Please read the product description to identify the finish.

Luminaire

Code 05-1819-27-27U
 Name Sobremesa HALL 3x18W E27 P196

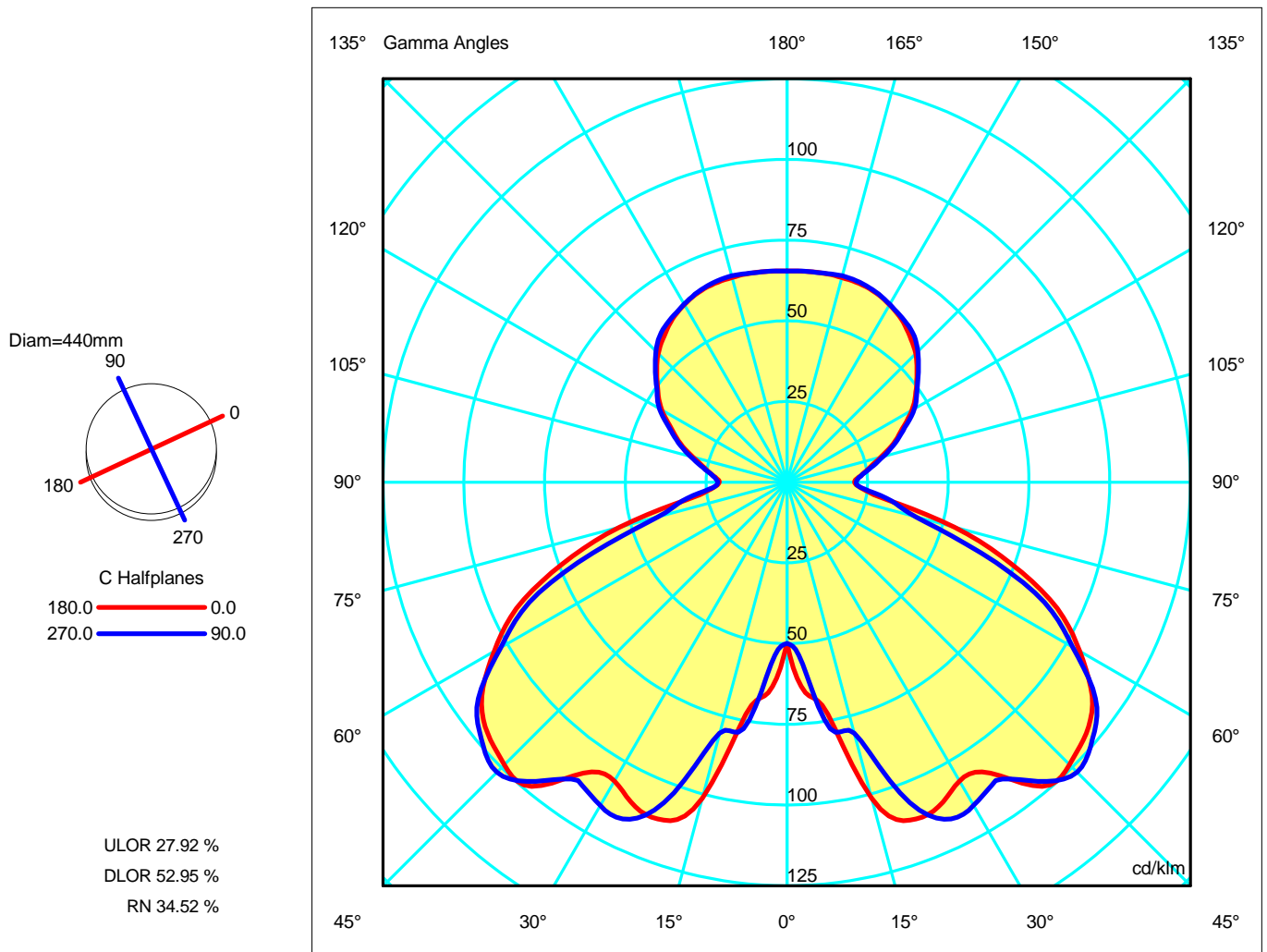
Measur.

Code 05-1819-27-27U
 Name Sobremesa HALL 3x18W E27 P196

Luminaire Flux	2668.59 lm	Luminaire Power	54.00 W	Efficacy	49.42 lm/W	Efficiency	80.87%
Lamps Flux	3300.00 lm	Maximum value	136.97 cd/klm	Position	C=30.00 G=35.00	CG	Asymmetrical
Round Luminaire Round Luminous Area		Diam. Diam.	440 mm 440 mm	Height Height	230 mm 230 mm		
Horizontal Luminous Area Emitting area on Plane 0° Emitting area on Plane 90°		0.152053 m2 0.101200 m2 0.101200 m2		Emitting area on Plane 180° Emitting area on Plane 270° Glare area at 76°		0.101200 m2 0.101200 m2 0.134979 m2	
Coordinate system Date Measurement Distance		CG 17-10-2017 0.00		Symmetry Type Maximum Gamma Angle Measurement Flux		Asymmetrical 180 3300.00 lm	
Operator Temperature Humidity Notes		LEDS 25.00 °C 60.00 %		Source Voltage [V] Source current [A] Photocell			

Luminaire Lamps

Line	Code	Name	Flux [lm]	Pow. [W]	Q.ty
	GENIE ESAVER 18W/827	GENIE ESAVER 18W/827	1100.00	18.00	3
C.I.E. F UTE	33 68 91 65 81 0.53 I + 0.28 T		D DIN 5040 B NBN	B21 BZ 6	



Luminaire

Code 05-1819-27-27U
 Name Sobremesa HALL 3x18W E27 P196

Measur.

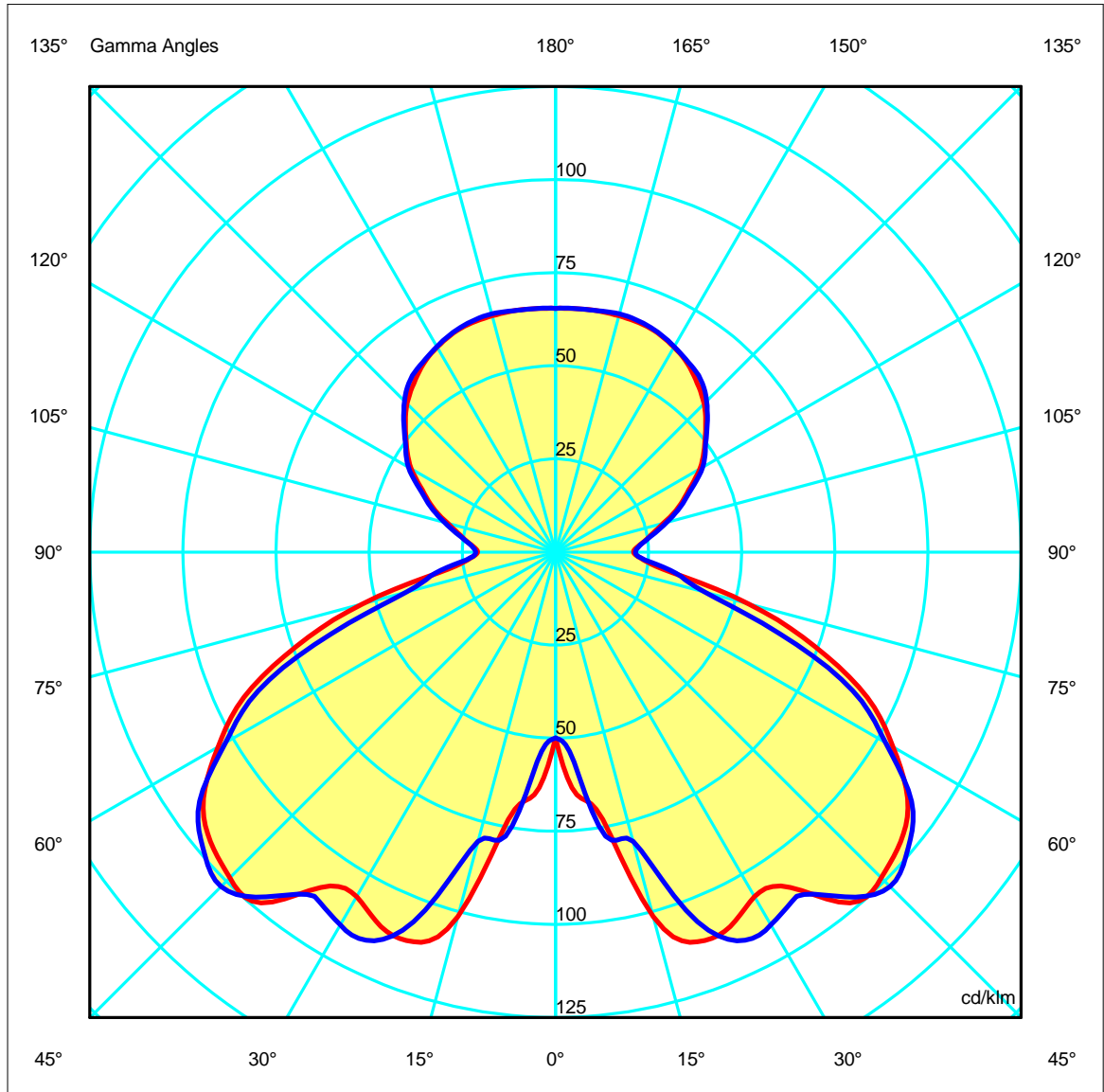
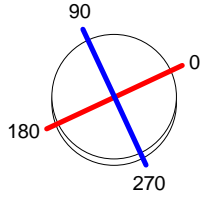
Code 05-1819-27-27U
 Name Sobremesa HALL 3x18W E27 P196

Luminaire Flux	2668.59 lm	Luminaire Power	54.00 W	Efficacy	49.42 lm/W	Efficiency	80.87%
Lamps Flux	3300.00 lm	Maximum value	136.97 cd/klm	Position	C=30.00 G=35.00	CG	Asymmetrical

Diam=440mm

C Halfplanes

180.0 ——— 0.0
 270.0 ——— 90.0



Luminaire

Code 05-1819-27-27U
 Name Sobremesa HALL 3x18W E27 P196

Measurment.

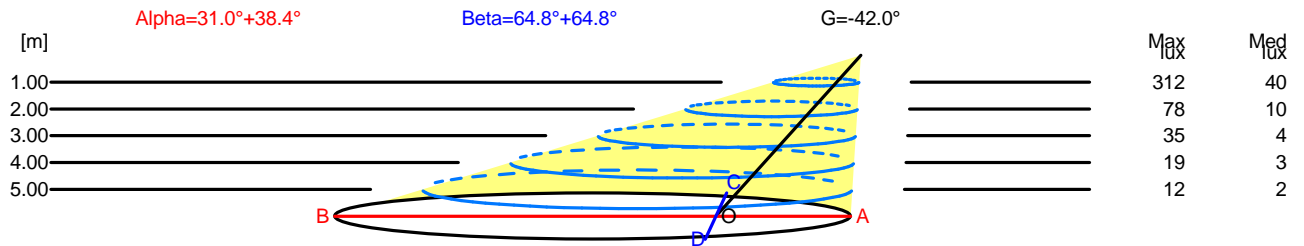
Code 05-1819-27-27U
 Name Sobremesa HALL 3x18W E27 P196

Luminaire Flux	2668.59 lm	Luminaire Power	54.00 W	Efficacy	49.42 lm/W	Efficiency	80.87%
Lamps Flux	3300.00 lm	Maximum value	136.97 cd/klm	Position	C=30.00 G=35.00	CG	Asymmetrical

Width at 50.00 % of Max Intensity

H[m]	1.00	2.00	3.00	4.00	5.00	H[m]	1.00	2.00	3.00	4.00	5.00
OA	0.84	1.67	2.51	3.35	4.19	OC	2.86	5.73	8.59	11.46	14.32
OB	2.37	4.74	7.10	9.47	11.84	OD	2.86	5.73	8.59	11.46	14.32

	Luminous Intensities [cd/klm]									
	0	5	15	25	35	45	55	65	75	85
OA	164.86	215.72	334.35	366.16	362.72	408.25	380.67	304.77	177.25	78.03
OB	164.86	215.72	334.35	366.16	362.72	408.25	380.67	304.77	177.25	78.03
OC	164.86	186.76	265.46	380.02	372.19	419.20	385.08	290.56	136.48	79.62
OD	164.86	186.76	265.46	380.02	372.19	419.20	385.08	290.56	136.48	79.62



H[m]	D[m]	Max lux	Med lux	Alpha=31.0°+38.4°	G=-42.0	
1.00	3.21	312	40			
2.00	6.41	78	10			
3.00	9.62	35	4			
4.00	12.82	19	3			
5.00	16.03	12	2			

H[m]	D[m]	Max lux	Med lux	Beta=64.8°+64.8°	G=0.0	
1.00	5.73	312	40			
2.00	11.46	78	10			
3.00	17.19	35	4			
4.00	22.92	19	3			
5.00	28.65	12	2			

Luminaire

Code 05-1819-27-27U
Name Sobremesa HALL 3x18W E27 P196

Measurement

Code 05-1819-27-27U
Name Sobremesa HALL 3x18W E27 P196

Luminaire Flux	2668.59 lm	Luminaire Power	54.00 W	Efficacy	49.42 lm/W	Efficiency	80.87%
Lamps Flux	3300.00 lm	Maximum value	136.97 cd/klm	Position	C=30.00 G=35.00	CG	Asymmetrical

UGR
S = 0.250

Reflectancies										
Ceiling/Cavity	0.7	0.7	0.5	0.5	0.3	0.7	0.7	0.5	0.5	0.3
Walls	0.5	0.3	0.5	0.3	0.3	0.5	0.3	0.5	0.3	0.3
WorkingPlane	0.2	0.2	0.2	0.2	0.2	0.2	0.2	0.2	0.2	0.2
RoomDimensions	ViewedCrosswise					ViewedEndwise				
x=2H y=2H	13.5	14.6	14.3	15.3	16.2	13.3	14.4	14.1	15.1	16.0
x=2H y=3H	15.1	16.0	15.9	16.8	17.7	14.8	15.8	15.6	16.5	17.5
x=2H y=4H	15.7	16.6	16.5	17.3	18.3	15.3	16.1	16.0	16.9	17.9
x=2H y=6H	16.0	16.8	16.8	17.6	18.6	15.5	16.4	16.3	17.1	18.1
x=2H y=8H	16.1	16.8	16.9	17.6	18.6	15.7	16.4	16.5	17.2	18.2
x=2H y=12H	16.2	16.9	17.0	17.7	18.7	15.8	16.5	16.6	17.3	18.3
x=4H y=2H	14.2	15.1	15.0	15.9	16.8	14.1	15.0	14.9	15.7	16.7
x=4H y=3H	15.9	16.6	16.7	17.4	18.4	15.7	16.5	16.5	17.3	18.3
x=4H y=4H	16.5	17.2	17.4	18.0	19.0	16.3	17.0	17.1	17.8	18.8
x=4H y=6H	16.9	17.5	17.8	18.3	19.4	16.7	17.3	17.5	18.1	19.2
x=4H y=8H	17.1	17.6	17.9	18.5	19.5	16.9	17.4	17.7	18.2	19.3
x=4H y=12H	17.2	17.6	18.0	18.5	19.6	17.0	17.5	17.9	18.4	19.4
x=8H y=4H	16.7	17.3	17.6	18.1	19.2	16.5	17.1	17.4	17.9	19.0
x=8H y=6H	17.2	17.7	18.1	18.6	19.7	17.1	17.5	18.0	18.4	19.5
x=8H y=8H	17.4	17.8	18.3	18.7	19.8	17.3	17.7	18.2	18.6	19.7
x=8H y=12H	17.6	18.0	18.6	18.9	20.0	17.5	17.9	18.4	18.8	19.9
x=12H y=4H	16.7	17.2	17.6	18.1	19.2	16.5	17.0	17.4	17.9	19.0
x=12H y=6H	17.3	17.7	18.2	18.5	19.7	17.1	17.5	18.0	18.4	19.5
x=12H y=8H	17.5	17.8	18.4	18.7	19.9	17.4	17.7	18.3	18.6	19.7

Luminaire

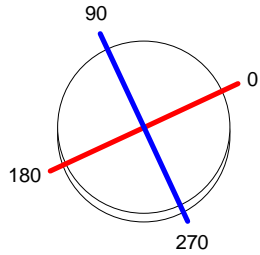
Code 05-1819-27-27U
 Name Sobremesa HALL 3x18W E27 P196

Measur.

Code 05-1819-27-27U
 Name Sobremesa HALL 3x18W E27 P196

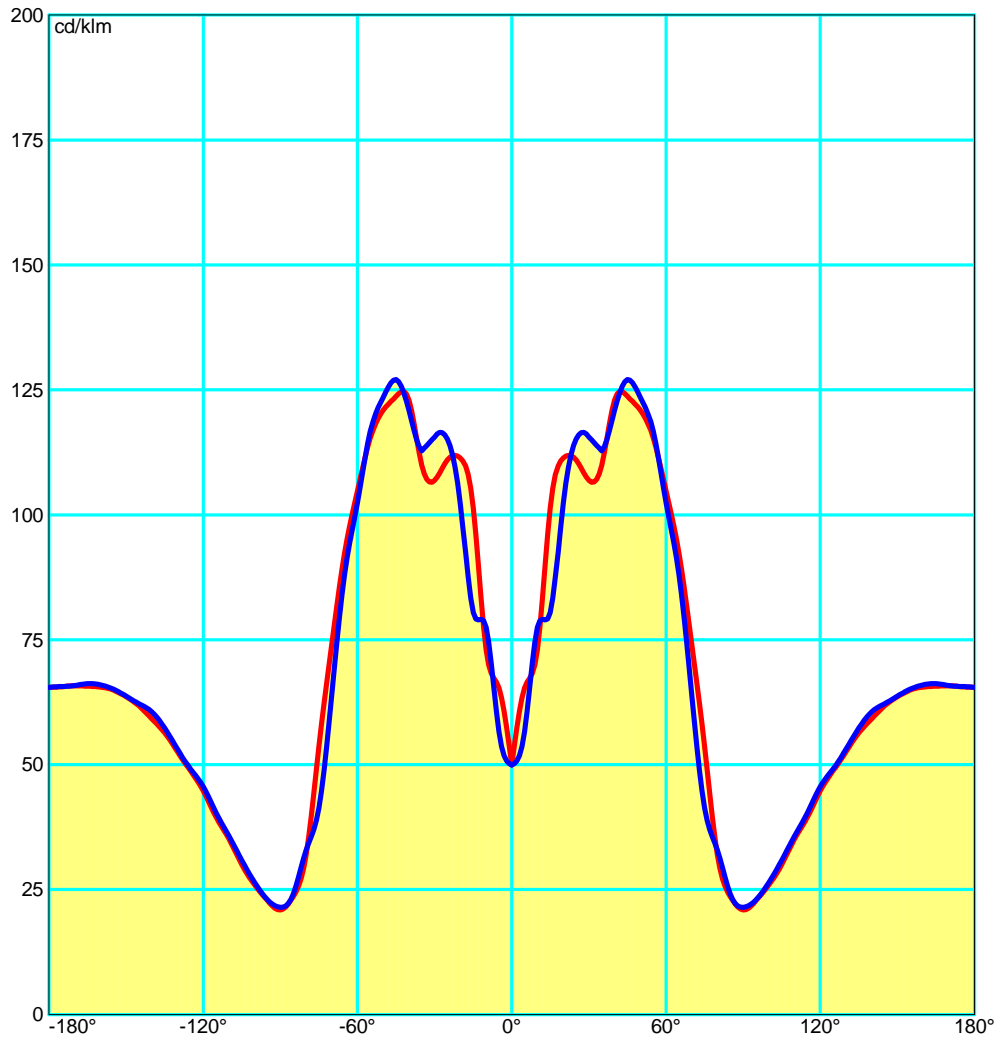
Luminaire Flux	2668.59 lm	Luminaire Power	54.00 W	Efficacy	49.42 lm/W	Efficiency	80.87%
Lamps Flux	3300.00 lm	Maximum value	136.97 cd/klm	Position	C=30.00 G=35.00	CG	Asymmetrical

Diam=440mm



C Halfplanes

180.0 ———— 0.0
 270.0 ———— 90.0



Luminaire

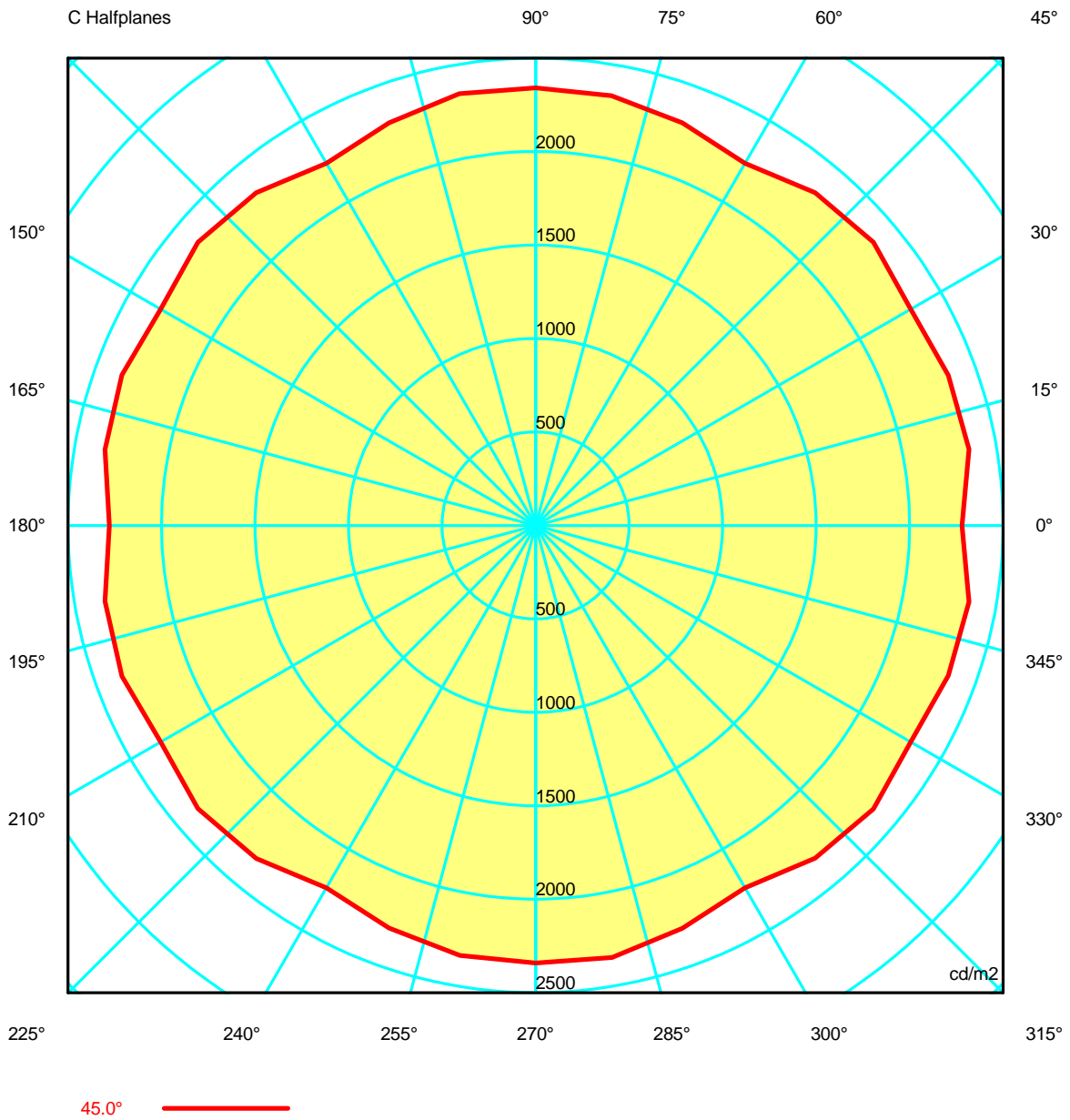
Code 05-1819-27-27U
 Name Sobremesa HALL 3x18W E27 P196

Measurem.

Code 05-1819-27-27U
 Name Sobremesa HALL 3x18W E27 P196

Luminaire Flux	2668.59 lm	Luminaire Power	54.00 W	Efficacy	49.42 lm/W	Efficiency	80.87%
Lamps Flux	3300.00 lm	Maximum value	136.97 cd/klm	Position	C=30.00 G=35.00	CG	Asymmetrical

Luminance



Luminaire

Code 05-1819-27-27U
Name Sobremesa HALL 3x18W E27 P196

Measurerm.

Code 05-1819-27-27U
Name Sobremesa HALL 3x18W E27 P196

Luminaire Flux	2668.59 lm	Luminaire Power	54.00 W	Efficacy	49.42 lm/W	Efficiency	80.87%
Lamps Flux	3300.00 lm	Maximum value	136.97 cd/klm	Position	C=30.00 G=35.00	CG	Asymmetrical

Luminance cd/m2 Table 1/3

	C 0.00	C 10.00	C 20.00	C 30.00	C 40.00	C 50.00	C 60.00	C 70.00	C 80.00	C 90.00	C 100.00	C 110.00	C 120.00
G 0.0	1084.22	1084.22	1084.22	1084.22	1084.22	1084.22	1084.22	1084.22	1084.22	1084.22	1084.22	1084.22	1084.22
G 5.0	1345.78	1377.37	1292.26	1140.53	1092.62	1138.62	1174.75	1113.88	1113.43	1165.10	1113.45	1113.84	1174.75
G 10.0	1438.50	1384.29	1436.09	1523.45	1466.22	1342.70	1281.18	1353.21	1470.60	1528.10	1470.57	1353.28	1281.18
G 15.0	1931.93	1675.32	1443.05	1390.63	1657.76	1824.16	1828.14	1939.16	1782.61	1533.89	1782.50	1888.58	1828.14
G 20.0	2071.11	1968.48	1893.61	1872.17	1907.55	1927.00	1945.40	2023.30	1989.98	1902.94	1989.94	2023.40	1945.40
G 25.0	2027.72	2137.13	2222.11	2195.12	2007.14	1994.25	2161.85	2159.89	2131.82	2104.47	2131.86	2185.72	2161.85
G 30.0	1934.64	2199.02	2380.51	2366.72	2127.88	2062.36	2236.80	2328.05	2220.16	2092.13	2220.28	2327.80	2236.80
G 35.0	1986.44	2273.64	2457.41	2475.35	2344.58	2234.05	2264.48	2336.41	2254.33	2038.29	2254.46	2336.41	2264.48
G 40.0	2235.56	2353.05	2412.77	2414.55	2395.55	2320.49	2270.47	2360.28	2317.76	2197.90	2317.81	2360.16	2270.47
G 45.0	2279.76	2353.32	2348.68	2314.82	2358.33	2323.78	2238.10	2292.66	2334.76	2340.90	2346.65	2292.59	2238.10
G 50.0	2277.53	2290.07	2283.90	2278.12	2325.71	2292.38	2161.00	2220.14	2309.93	2326.54	2309.93	2220.12	2161.00
G 55.0	2237.77	2227.21	2196.43	2187.44	2225.45	2194.30	2074.30	2115.15	2217.70	2263.85	2217.70	2115.16	2074.30
G 60.0	2110.64	2097.50	2064.61	2032.14	2083.13	2094.13	2024.86	1967.53	2003.41	2063.02	2003.41	1967.52	2024.86
G 65.0	1953.95	1852.97	1819.82	1857.57	1903.17	1888.02	1810.00	1743.00	1788.00	1862.82	1787.96	1743.10	1810.00
G 70.0	1662.06	1613.87	1552.92	1532.28	1617.34	1667.88	1626.29	1557.48	1479.56	1435.61	1479.54	1557.52	1626.29
G 75.0	1292.83	1288.61	1236.34	1153.13	1222.31	1314.69	1327.69	1258.76	1104.87	995.43	1104.88	1258.73	1327.69
G 80.0	836.27	879.84	873.08	836.95	843.15	883.80	914.98	897.37	870.33	861.93	870.35	897.32	914.98
G 85.0	684.09	697.72	691.02	674.95	681.04	699.32	709.31	699.77	695.95	697.97	695.95	699.75	709.31
G 90.0	682.54	665.43	673.93	689.91	674.23	673.84	688.77	674.35	679.56	699.52	679.55	674.37	688.77

Luminaire

Code 05-1819-27-27U
Name Sobremesa HALL 3x18W E27 P196

Measurerm.

Code 05-1819-27-27U
Name Sobremesa HALL 3x18W E27 P196

Luminaire Flux	2668.59 lm	Luminaire Power	54.00 W	Efficacy	49.42 lm/W	Efficiency	80.87%
Lamps Flux	3300.00 lm	Maximum value	136.97 cd/klm	Position	C=30.00 G=35.00	CG	Asymmetrical

Luminance cd/m2 Table 2/3

	C 130.00	C 140.00	C 150.00	C 160.00	C 170.00	C 180.00	C 190.00	C 200.00	C 210.00	C 220.00	C 230.00	C 240.00	C 250.00
G 0.0	1084.22	1084.22	1084.22	1084.22	1084.22	1084.22	1084.22	1084.22	1084.22	1084.22	1084.22	1084.22	1084.22
G 5.0	1138.88	1091.98	1140.53	1295.79	1351.54	1345.78	1351.54	1295.79	1140.53	1091.98	1138.88	1174.75	1113.84
G 10.0	1342.35	1467.12	1523.45	1431.15	1396.78	1438.50	1396.78	1431.15	1523.45	1467.12	1342.35	1281.18	1353.28
G 15.0	1822.90	1660.94	1390.63	1425.52	1719.64	1931.93	1719.64	1425.52	1390.63	1660.94	1822.90	1828.14	1939.40
G 20.0	1926.47	1908.86	1872.17	1886.37	1986.78	2071.11	1986.78	1886.37	1872.17	1908.86	1926.47	1945.40	2023.40
G 25.0	1994.79	2005.75	2195.12	2229.74	2117.84	2027.72	2117.84	2229.74	2195.12	2005.75	1994.79	2161.85	2159.89
G 30.0	2063.71	2124.47	2366.72	2399.28	2151.58	1934.64	2151.58	2399.28	2366.72	2124.47	2063.71	2236.80	2327.80
G 35.0	2235.53	2340.85	2475.35	2477.99	2221.64	1986.44	2221.64	2477.99	2475.35	2340.85	2235.53	2264.48	2336.41
G 40.0	2321.11	2393.99	2414.55	2421.38	2331.28	2235.56	2331.28	2421.38	2414.55	2393.99	2321.11	2270.47	2360.16
G 45.0	2324.20	2357.26	2314.82	2354.58	2338.39	2279.76	2338.39	2354.58	2314.82	2357.26	2324.20	2238.10	2292.59
G 50.0	2292.46	2325.71	2278.12	2283.90	2287.06	2277.53	2287.06	2283.90	2278.12	2325.71	2292.46	2161.00	2220.12
G 55.0	2194.26	2225.45	2187.44	2195.98	2228.36	2237.77	2228.36	2195.98	2187.44	2225.45	2194.26	2074.30	2115.16
G 60.0	2094.14	2083.11	2032.14	2064.73	2105.51	2110.64	2105.51	2064.73	2032.14	2083.11	2094.14	2024.86	1967.52
G 65.0	1887.48	1904.55	1857.57	1812.20	1872.21	1953.95	1872.21	1812.20	1857.57	1904.55	1887.48	1810.00	1743.10
G 70.0	1667.66	1617.90	1532.28	1549.84	1621.65	1662.06	1621.65	1549.84	1532.28	1617.90	1667.66	1626.29	1557.52
G 75.0	1314.84	1221.93	1153.13	1238.45	1288.61	1292.83	1302.97	1238.45	1153.13	1221.93	1314.84	1327.69	1258.73
G 80.0	884.05	842.50	836.95	876.63	870.88	836.27	870.88	876.63	836.95	842.50	884.05	914.98	897.32
G 85.0	699.41	680.83	674.95	692.18	694.78	684.09	694.78	692.18	674.95	680.83	699.41	709.31	699.75
G 90.0	673.74	674.49	689.91	672.46	669.13	682.54	669.13	672.46	689.91	674.49	673.74	688.77	674.37

Luminaire

Code 05-1819-27-27U
Name Sobremesa HALL 3x18W E27 P196

Measur.

Code 05-1819-27-27U
Name Sobremesa HALL 3x18W E27 P196

Luminaire Flux	2668.59 lm	Luminaire Power	54.00 W	Efficacy	49.42 lm/W	Efficiency	80.87%
Lamps Flux	3300.00 lm	Maximum value	136.97 cd/klm	Position	C=30.00 G=35.00	CG	Asymmetrical

Luminance cd/m2 Table 3/3

	C 260.00	C 270.00	C 280.00	C 290.00	C 300.00	C 310.00	C 320.00	C 330.00	C 340.00	C 350.00
G 0.0	1084.22	1084.22	1084.22	1084.22	1084.22	1084.22	1084.22	1084.22	1084.22	1084.22
G 5.0	1113.45	1165.10	1113.43	1113.88	1174.75	1138.62	1092.62	1140.53	1292.26	1377.37
G 10.0	1470.57	1528.10	1470.60	1353.21	1281.18	1342.70	1466.22	1523.45	1436.09	1384.29
G 15.0	1782.50	1533.89	1782.61	1888.58	1828.14	1824.16	1657.76	1390.63	1443.05	1675.32
G 20.0	1989.94	1902.94	1989.98	2023.30	1945.40	1927.00	1907.55	1872.17	1893.61	1968.48
G 25.0	2131.86	2104.47	2131.82	2185.82	2161.85	1994.25	2007.14	2195.12	2222.11	2137.13
G 30.0	2220.28	2092.13	2220.16	2328.05	2236.80	2062.36	2127.88	2366.72	2380.51	2199.02
G 35.0	2254.46	2038.29	2254.33	2336.41	2264.48	2234.05	2344.58	2475.35	2457.41	2273.64
G 40.0	2317.81	2197.90	2317.76	2360.28	2270.47	2320.49	2395.55	2414.55	2412.77	2353.05
G 45.0	2334.76	2340.90	2346.61	2292.66	2238.10	2323.78	2358.33	2314.82	2348.68	2353.32
G 50.0	2309.93	2326.54	2309.93	2220.14	2161.00	2292.38	2325.71	2278.12	2283.90	2290.07
G 55.0	2217.70	2263.65	2217.70	2115.15	2074.30	2194.30	2225.45	2187.44	2196.43	2227.21
G 60.0	2003.41	2063.02	2003.41	1967.53	2024.86	2094.13	2083.13	2032.14	2064.61	2097.50
G 65.0	1787.96	1862.82	1788.00	1743.00	1810.00	1888.02	1903.17	1857.57	1819.82	1852.97
G 70.0	1479.54	1435.61	1479.56	1557.48	1626.29	1667.88	1617.34	1532.28	1552.92	1613.87
G 75.0	1104.88	995.43	1104.87	1258.76	1327.69	1314.69	1222.31	1153.13	1236.34	1288.61
G 80.0	870.35	861.93	870.33	897.37	914.98	883.80	843.15	836.95	873.08	879.84
G 85.0	695.95	697.97	695.95	699.77	709.31	699.32	681.04	674.95	691.02	697.72
G 90.0	679.55	699.52	679.56	674.35	688.77	673.84	674.23	689.91	673.93	665.43

Luminaire

Code 05-1819-27-27U
 Name Sobremesa HALL 3x18W E27 P196

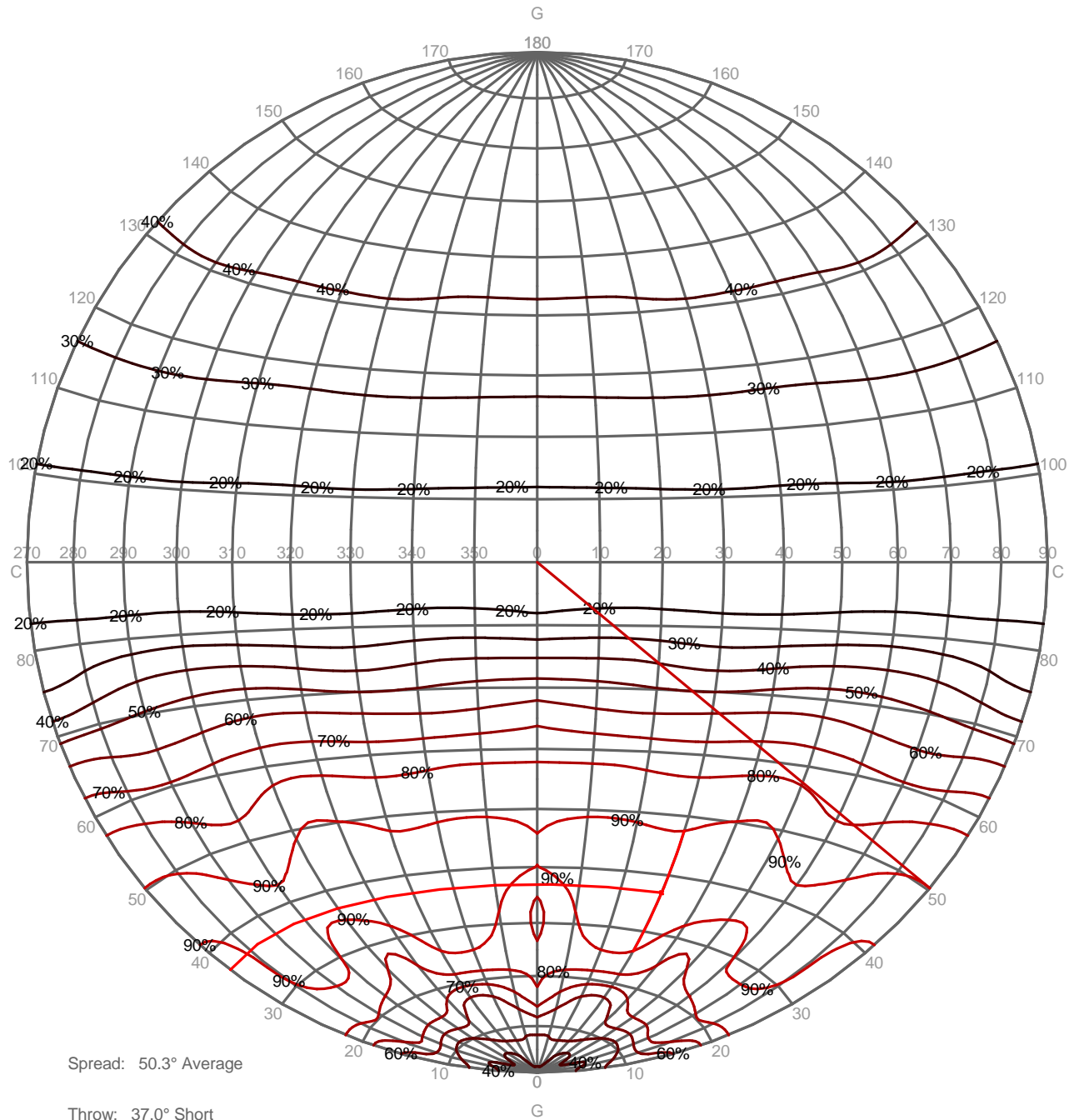
Measurment

Code 05-1819-27-27U
 Name Sobremesa HALL 3x18W E27 P196

Luminaire Flux	2668.59 lm	Luminaire Power	54.00 W	Efficacy	49.42 lm/W	Efficiency	80.87%
Lamps Flux	3300.00 lm	Maximum value	136.97 cd/klm	Position	C=30.00 G=35.00	CG	Asymmetrical

PERCENTAGE ISOCANDLES

Projection: SLI 6.5 Tight Tilting Angle: 0°



10%

Luminaire

Code 05-1819-27-27U
 Name Sobremesa HALL 3x18W E27 P196


Measurment

Code 05-1819-27-27U
 Name Sobremesa HALL 3x18W E27 P196

Luminaire Flux	2668.59 lm	Luminaire Power	54.00 W	Efficacy	49.42 lm/W	Efficiency	80.87%
Lamps Flux	3300.00 lm	Maximum value	136.97 cd/klm	Position	C=30.00 G=35.00	CG	Asymmetrical

Isolux (Floor)

Luminaire position X=0.00m Y=0.00m Z=2.50m



Luminaire

Code 05-1819-27-27U
 Name Sobremesa HALL 3x18W E27 P196

Measur.

Code 05-1819-27-27U
 Name Sobremesa HALL 3x18W E27 P196

Luminaire Flux	2668.59 lm	Luminaire Power	54.00 W	Efficacy	49.42 lm/W	Efficiency	80.87%
Lamps Flux	3300.00 lm	Maximum value	136.97 cd/klm	Position	C=30.00 G=35.00	CG	Asymmetrical

Average Luminance [cd/m ²]										
	45°	50°	55°	60°	65°	70°	75°	80°	85°	
0.0°	2280	2278	2238	2111	1954	1662	1293	836	684	---
90.0°	2341	2327	2264	2063	1863	1436	995	862	698	---

Flush mounted or transversal view												
		Illumination(lx)										
A	A	2000	1000	750	500		<300					1.15
B	1		2000	1500	1000	750	500	<300				1.5
C					2000		1000	500	<300			1.85
D	2						2000	1000	500	<300		2.2
E	3							2000	1000	500	<300	2.55

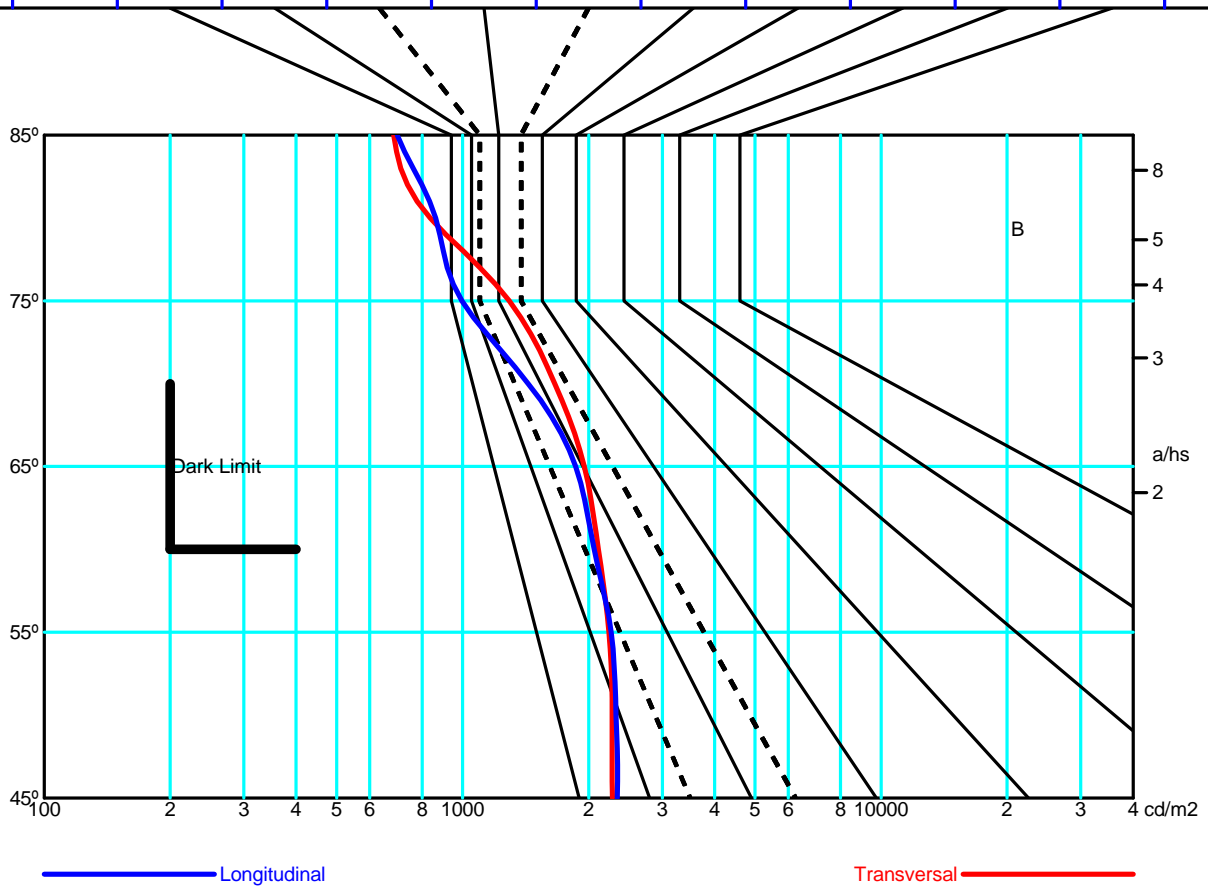


FIGURE N° 1. UNPACK THE FIXTURE: CHECK THE CONTENTS OF THE BOX. YOU SHOULD RECEIVE:

FIGURE N° 1. DÉBALLER LE PLAFONIER: VÉRIFIER LE CONTENU DU CARTON, VOUS DEVEZ RECEVOIR:

(1)A

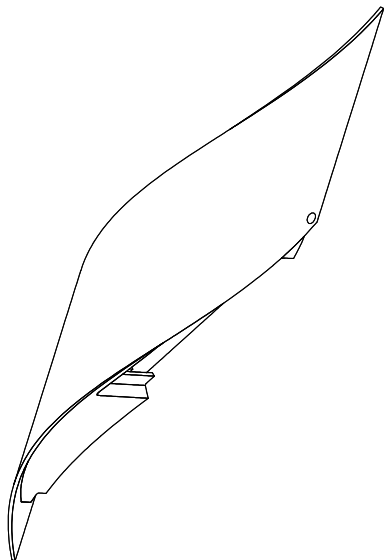
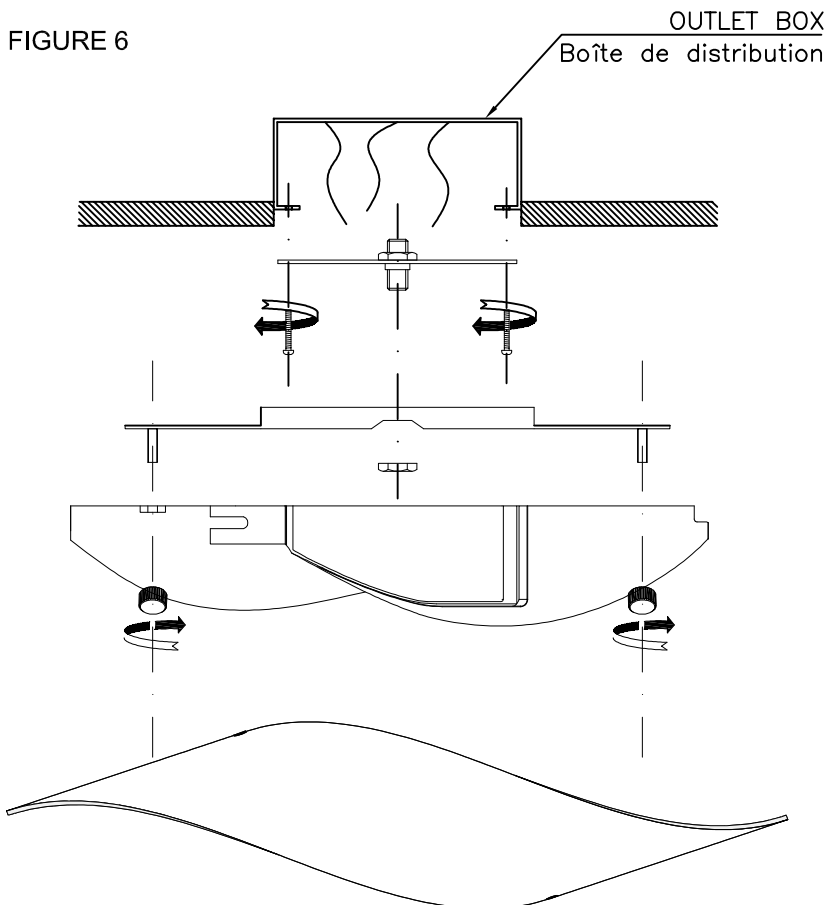


FIGURE 6



INSTALLATION INSTRUCTIONS FOR HANGING FIXTURES

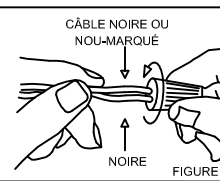
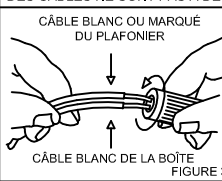
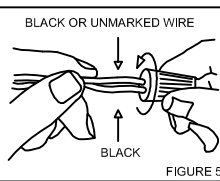
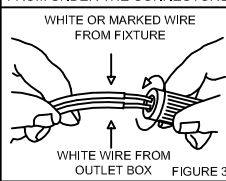
INSTRUCTIONS D'INSTALLATION POUR PLAFONNIERS

FIGURE 3, 4 AND 5 MOUNTING HARDWARE.

NOTE: TEST THE CONNECTOR BY GENTLY PULLING IT. IF IT PULLS OUT THE CONNECTION, TRY AGAIN TILL YOU HAVE A FIRM CONNECTION. MAKE SURE NO BARE STRANDS OF WIRE STICK OUT FROM UNDER THE CONNECTORS.

FIGURE 3, 4 ET 5 MONTAGE DE L'ÉQUIPE.

IMPORTANT: ESSAYER DE TIRER LE CÂBLE D'ALIMENTATION DOUCEMENT. S'IL SORT DE LA CONNECTION, IL FAUDRAIT ASSURER QUE LA CONNECTION SOIT FERME. S'ASSURER QUE LES FILS DES CÂBLES NE SONT PAS À DÉCOUVERT DU CONNECTEUR.



CAUTION:

"Warning", "This product is to be installed by a qualified electrician only."

"Suitable for dry locations only"

ATTENTION:

"Attention", le raccordement électrique sera effectué par un technicien électricien qualifié"

"Adéquat seulement en lieux secs."

CAUTION:

- 1.- Wrong lighting installation can be dangerous for your safety.
- 2.- Before starting, disconnect the power by turning off the general switch of the electric installation.
- 3.- Install light bulbs (not provided) that must not exceed markings on the fixture.
- 4.- To change the bulbs, disconnect the power by turning off the general switch and wait for the bulbs cool down.

INSTALLATION:

- 1.- Make electrical connections, carefully read the Electrical Connection section.
- 2.- Assemble lighting onto the outlet box as shown on fig. 6, & 7.

ELECTRICAL CONNECTIONS: (See fig. 3,4 y 5)

- 1.- Connect the white wire from the fixture to the white wire of the electric installation.
- 2.- Connect the black wire from the fixture to the black wire of the electric installation.
- 3.- Connect the grounding conductor from the fixture to the grounding wire of the electric installation.
- 4.- Spread out the electrical wires so that the black ones are on one side of the outlet box and the white ones are on the other side, and carefully introduce them into the outlet box.

ATTENTION:

1. Une mauvaise installation peut compromettre votre sécurité.
2. Déconnecter la tension du réseau d'alimentation avant de réaliser toute opération.
3. Installer les ampoules (non fournies), ne pas utiliser d'ampoules d'un autre type ou d'une puissance supérieure à celle indiquée sur l'étiquette de la lampe.
4. Pour changer les ampoules, déconnecter la tension du réseau d'alimentation et laisser refroidir les ampoules.

INSTALLATION:

1. Connecter au réseau, lire attentivement la section de "Raccordements électriques"
2. Installer l'appareil à la boîte de distribution comme indiqué dans les dessins 6 et 7.

RACCORDEMENTS ÉLECTRIQUES (dessins 3,4 et 5)

1. Connecter le câble blanc de l'appareil au câble blanc de l'installation électrique.
2. Connecter le câble noir de l'appareil au câble noir de l'installation électrique.
3. Connecter le câble conducteur de prise de terre au câble de prise de terre de l'installation électrique.
4. Distribuer les câbles pour que tout le câblage noir soit par dehors et le câblage blanc soit par dedans. Ajuster et immobiliser à la boîte sans coincer aucun câble.

FIGURE 7

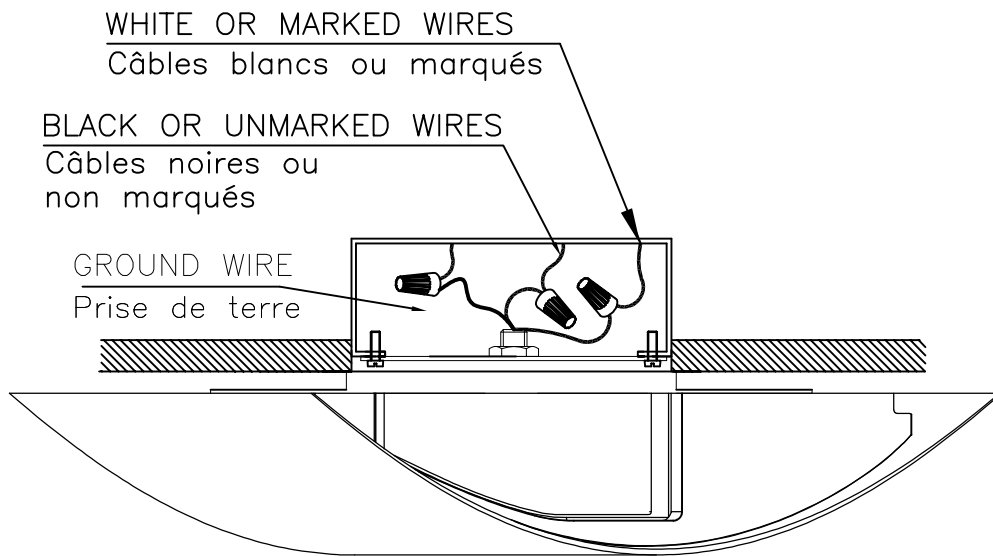


FIGURE 8

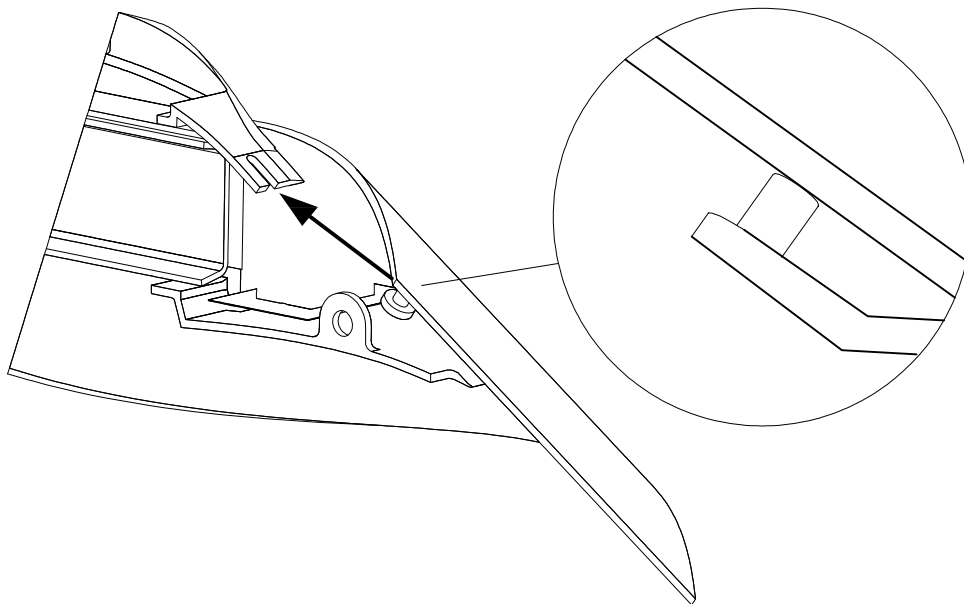


FIGURE 9

